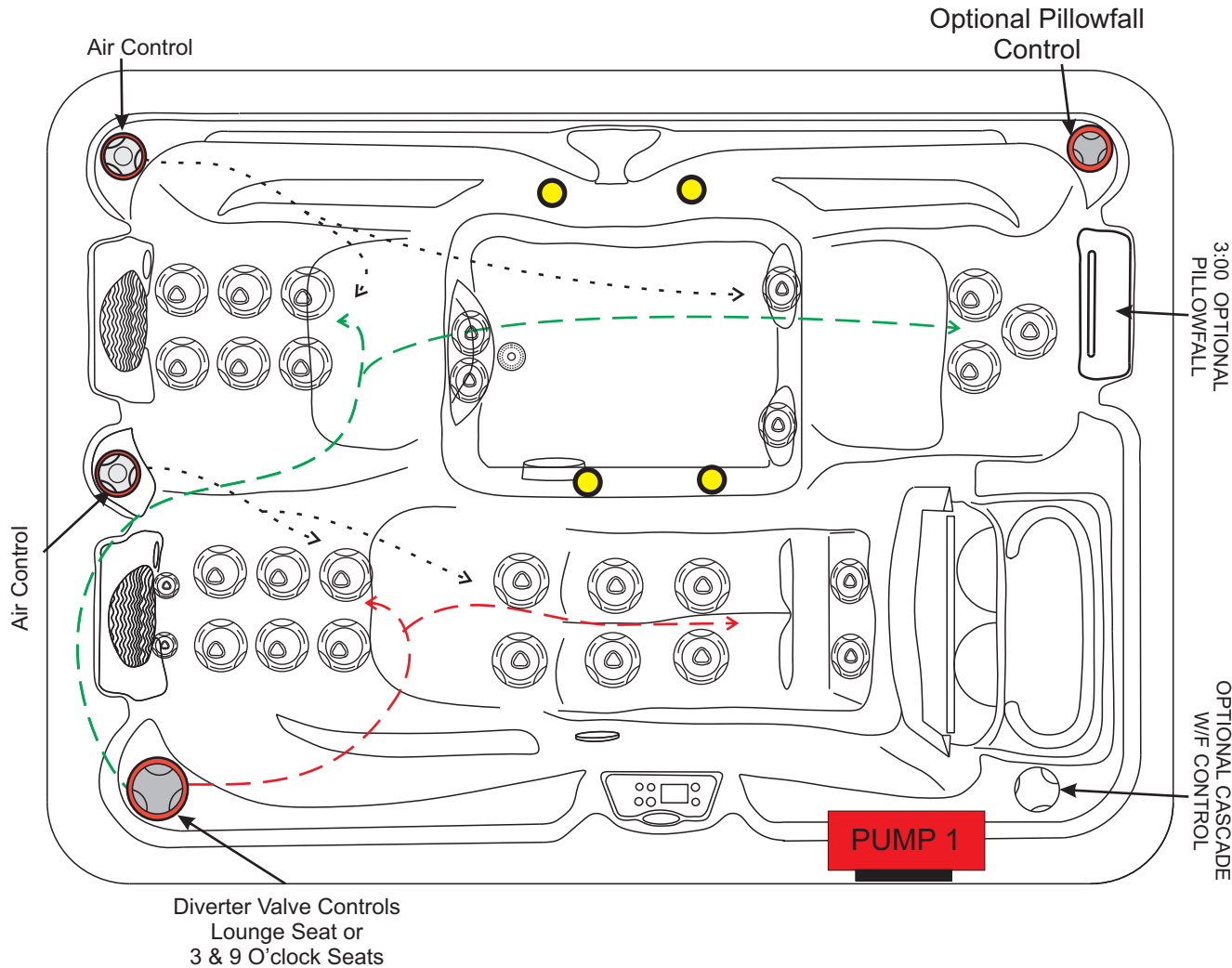









2009 SANTA CRUZ 30 JET - 1 PUMP Jet Positioning and Controls

REVISION : 12 DEC 08

CLASS	ISLAND
MODEL	SANTA CRUZ
DIMENSIONS	84" x 61" x 32"
TOPSIDE	MAY800D (33-0655-08)
CONTROL	MVS504DZ (33-0615-08)
PUMP 1	6.0 2SPD 230V (21-0053-81)
HEATER	5.5 KW FLO THRU
CIRCULATION SYSTEM	OPTIONAL
OZONE	OPTIONAL
DELUXE/DYNAPOINT/DYNASTAR	OPTIONAL
SS ESCUTCHEONS	OPTIONAL
PILLOWFALL	3:00 O'CLOCK



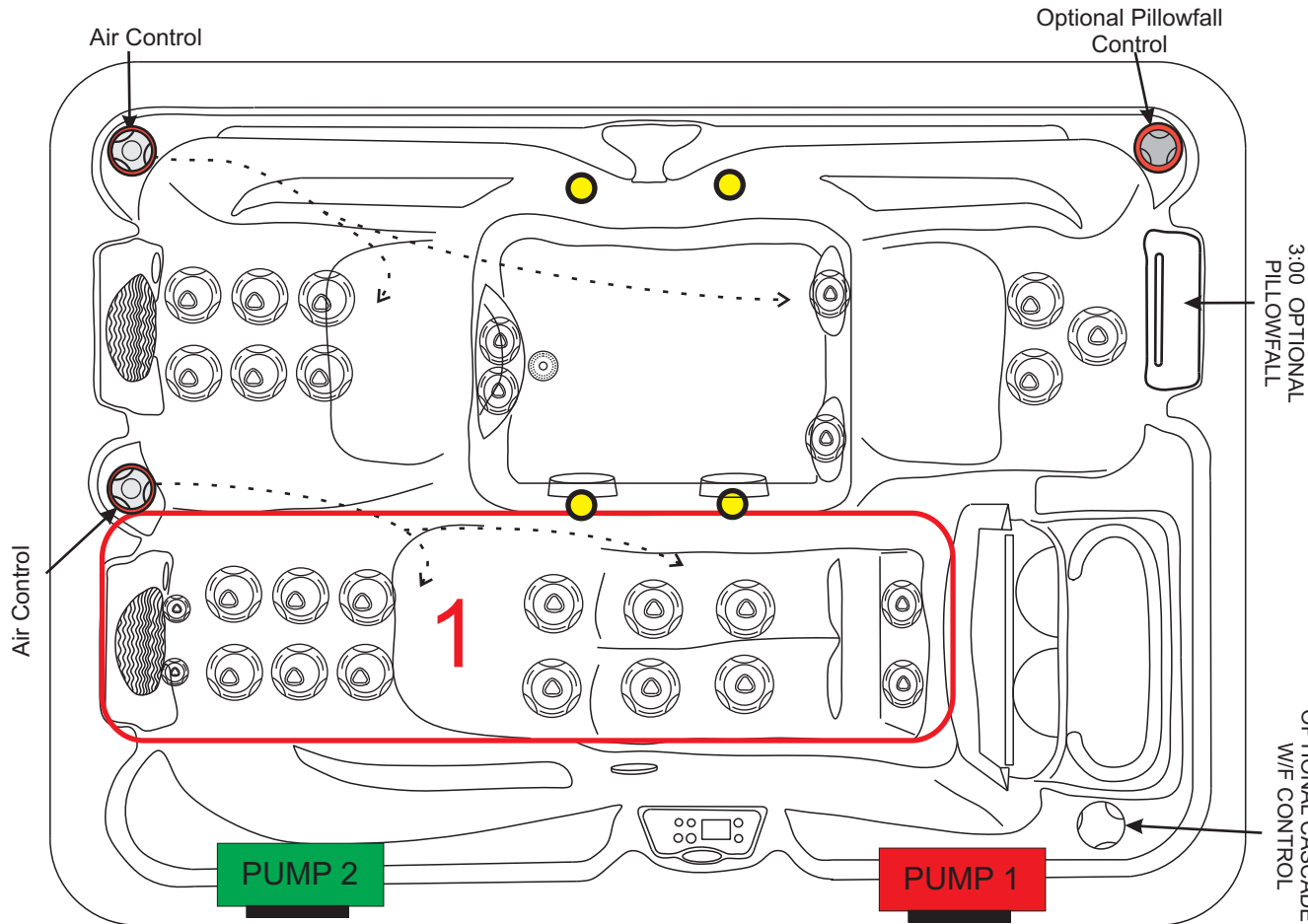
03-1303-52 HELIX ROTO 4"		14
03-1301-52 HELIX DIRECT 4"		7
3-1201-52 HELIX DIRECT 3"		6
03-1101-52 HELIX DIRECT 2"		2
05-0010-48 OZONE/ DRAIN JET		1
TOTAL JETS		30
LIGHT LENS		3.5"



2009 SANTA CRUZ 30 JET - 2 PUMP Jet Positioning and Controls

REVISION : 12 DEC 08

CLASS	ISLAND
MODEL	SANTA CRUZ
DIMENSIONS	84" x 61" x 32"
TOPSIDE	MAY800D (33-0655-08)
CONTROL	MVS504DZ (33-0615-08)
PUMP 1	3.0 1SPD 230V (21-0025-81)
PUMP 2	3.0 1SPD 230V (21-0025-81)
HEATER	5.5 KW FLO THRU
CIRCULATION SYSTEM	OPTIONAL
OZONE	OPTIONAL
DELUXE/DYNAPOINT/DYNASTAR	OPTIONAL
SS ESCUTCHEONS	OPTIONAL
PILLOWFALL	3:00 O'CLOCK



03-1303-52 HELIX ROTO 4"		14
03-1301-52 HELIX DIRECT 4"		7
3-1201-52 HELIX DIRECT 3"		6
03-1101-52 HELIX DIRECT 2"		2
05-0010-48 OZONE/ DRAIN JET		1
TOTAL JETS		30
LIGHT LENS		3.5"

3:00 OPTIONAL
PILLOWFALL

OPTIONAL CASCADE
W/F CONTROL

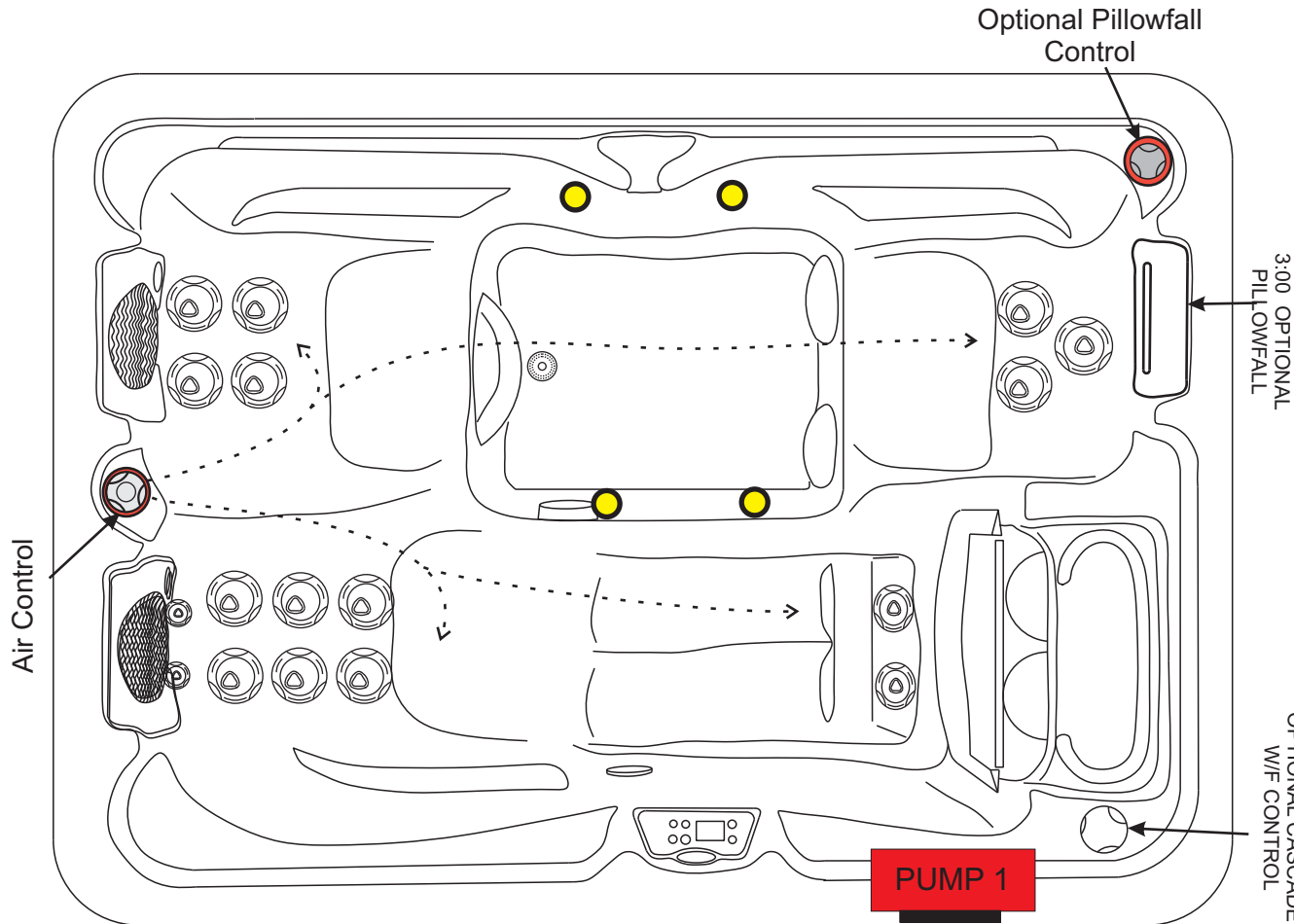







2009 SANTA CRUZ 18 JET

Jet Positioning and Controls

REVISION : 12 DEC 08

CLASS	ISLAND
MODEL	SANTA CRUZ
DIMENSIONS	84" x 61" x 32"
TOPSIDE	MAY800D (33-0655-08)
CONTROL	MVS504DZ (33-0615-08)
PUMP 1	4.8 2SPD 230V (21-0049-81)
HEATER	5.5 KW FLO THRU
CIRCULATION SYSTEM	OPTIONAL
OZONE	OPTIONAL
DELUXE/DYNAPOINT/DYNASTAR	OPTIONAL
SS ESCUTCHEONS	OPTIONAL
PILLOWFALL	3:00 O'CLOCK



03-1303-52 HELIX ROTO 4"		12
03-1301-52 HELIX DIRECT 4"		1
03-1201-52 HELIX DIRECT 3"		2
03-1101-52 HELIX DIRECT 2"		2
05-0010-48 OZONE/ DRAIN JET		1
TOTAL JETS		18
LIGHT LENS		3.5"

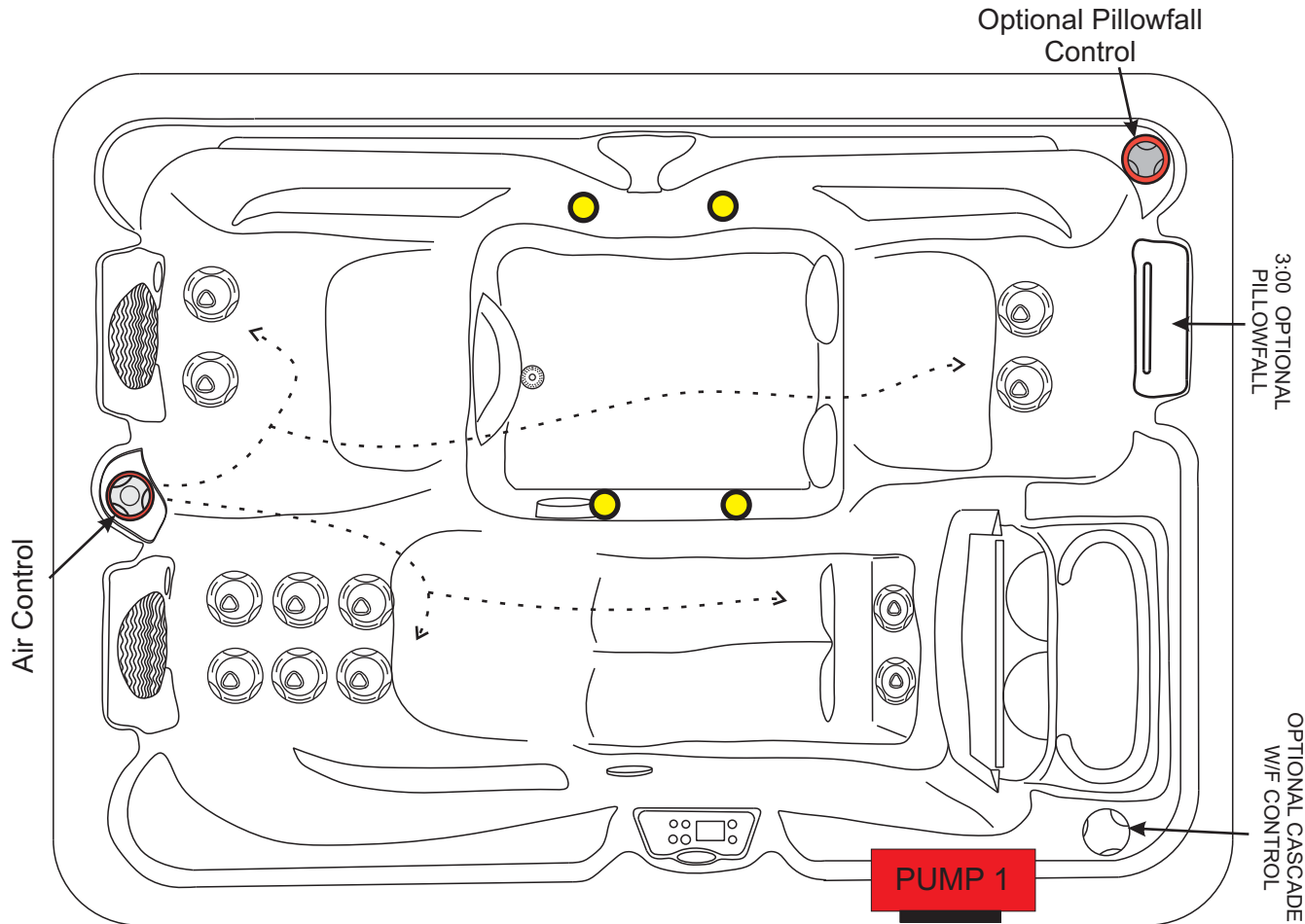





2009 SANTA CRUZ 13 JET

Jet Positioning and Controls

REVISION : 12 DEC 08

CLASS	ISLAND
MODEL	SANTA CRUZ
DIMENSIONS	84" x 61" x 32"
TOPSIDE	MAY800D (33-0655-08)
CONTROL	MVS504DZ (33-0615-08)
PUMP 1	3.0 1SPD 230V (21-0025-81)
HEATER	5.5 KW FLO THRU
CIRCULATION SYSTEM	OPTIONAL
OZONE	OPTIONAL
DELUXE/DYNAPOINT/DYNASTAR	OPTIONAL
SS ESCUTCHEONS	OPTIONAL
PILLOWFALL	3:00 O'CLOCK



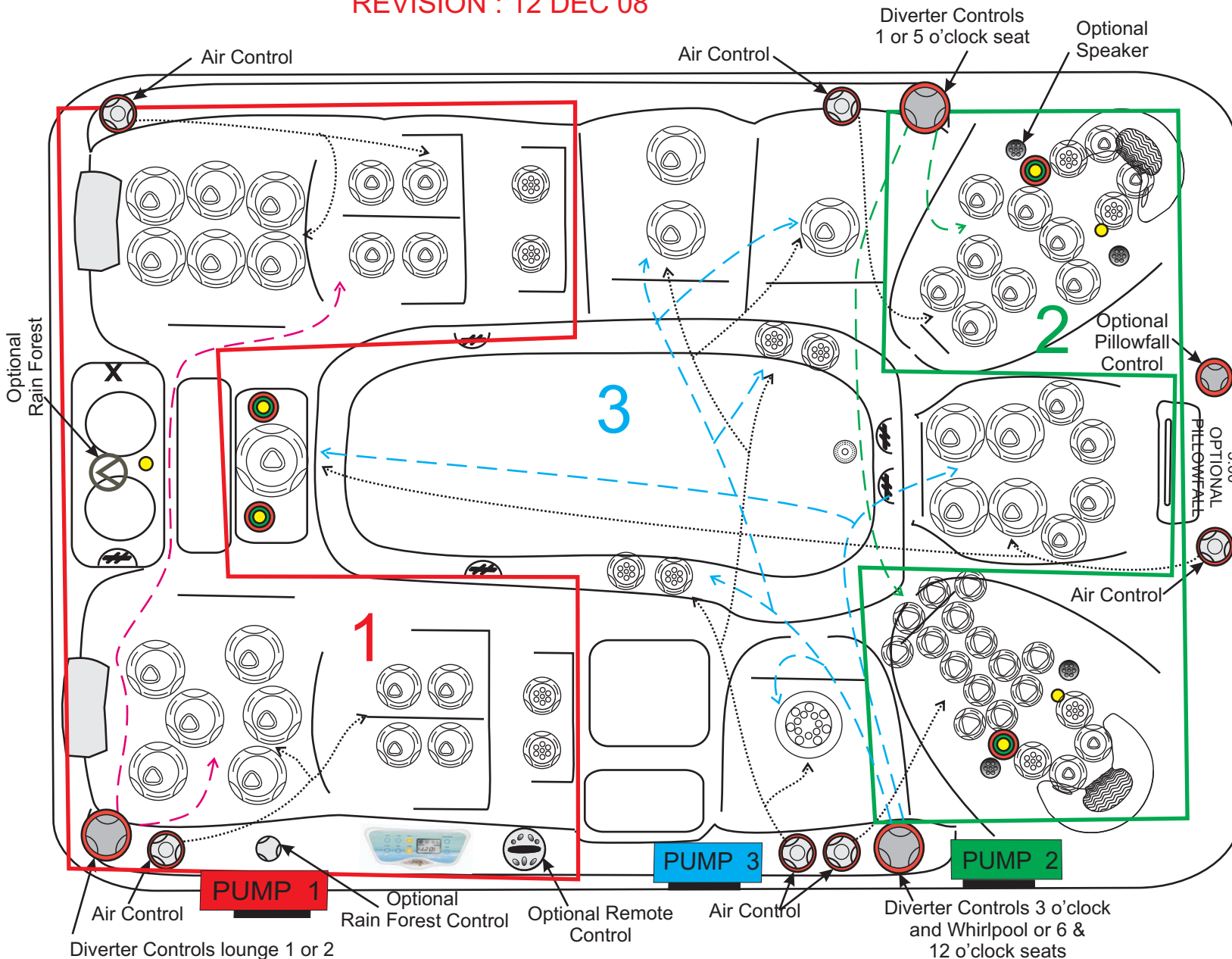
03-1303-52 HELIX ROTO 4"		10
03-1201-52 HELIX DIRECT 3"		2
05-0010-48 OZONE/ DRAIN JET		1
TOTAL JETS		13
LIGHT LENS		3.5"



2009 BIMINI 72 JETS Jet Positioning and Controls

REVISION : 12 DEC 08

CLASS	ISLAND	HEATER	5.5 KW FLO THRU
MODEL	BIMINI	CIRCULATION SYSTEM	OPTIONAL
DIMENSIONS	91" X 132" X 36"	OZONE	OPTIONAL
TOPSIDE	MAY800D (33-0655-08)	STEREO	OPTIONAL
CONTROL	MVS504DZ (33-0615-08)	DELUXE/DYNABRITE/DYNASTAR	OPTIONAL
PUMP 1	6.0 2 SPD 230V (21-0053-81)	PATIO SPEAKERS	OPTIONAL
PUMP 2	6.0 1 SPD 230V (21-0050-81)	SS ESCUTCHEONS	OPTIONAL
PUMP 3	4.8 1 SPD 230V (21-0025-81)	PILLOWFALL	3:00 O'CLOCK



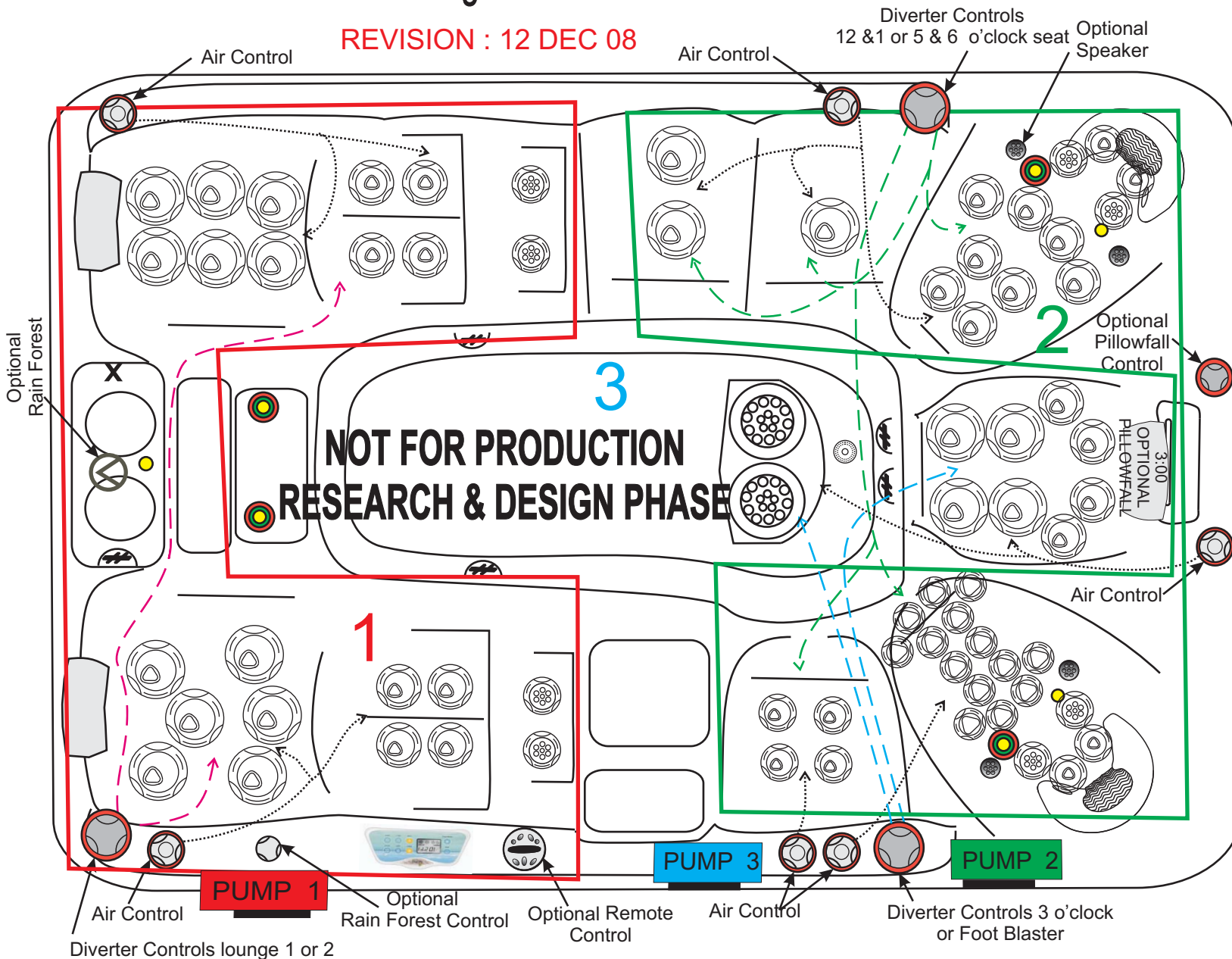
03-1309-52 HELIX ROTO 4.5"		19
03-1303-52 HELIX ROTO 4"		16
03-1301-52 HELIX DIRECT 4"		4
03-0775-48 JUMBO STORM MASSAGE		1
03-1001-52 HELIX CLUSTER 2.75"		14
03-1501-52 WHIRLPOOL 5"		1
03-1203-52 HELIX MULTI-MASSAGE 3"		12
03-1201-52 HELIX DIRECT 3"		4
05-0010-48 OZONE/DRAIN JET		1
TOTAL JETS		72
LIGHT LENS		3.5"



2009 BIMINI 72 JETS Optional FOOTBLASTERS Jet Positioning and Controls

CLASS	ISLAND	HEATER	5.5 KW FLO THRU
MODEL	BIMINI	CIRCULATION SYSTEM	OPTIONAL
DIMENSIONS	91" X 132" X 36"	OZONE	OPTIONAL
TOPSIDE	MAY800D (33-0655-08)	STEREO	OPTIONAL
CONTROL	MVS504DZ (33-0615-08)	DELUXE/DYNABRITE/DYNASTAR	OPTIONAL
PUMP 1	6.0 2 SPD 230V (21-0053-81)	PATIO SPEAKERS	OPTIONAL
PUMP 2	6.0 1 SPD 230V (21-0050-81)	SS ESCUTCHEONS	OPTIONAL
PUMP 3	4.8 1 SPD 230V (21-0025-81)	PILLOWFALL	3:00 O'CLOCK

REVISION : 12 DEC 08



03-1309-52 HELIX ROTO 4.5"		19
03-1303-52 HELIX ROTO 4"		16
03-1301-52 HELIX DIRECT 4"		4
03-1205-52 HELIX ROTO 3"		4
03-1001-52 HELIX CLUSTER 2.75"		14
03-0761-30 7" ULTRA BLASTER MASSAGE 2		
03-1203-52 HELIX MULTI-MASSAGE 3"		8
03-1201-52 HELIX DIRECT 3"		4
05-0010-48 OZONE/DRAIN JET		1
TOTAL JETS		72
LIGHT LENS		3.5"

PUMP 1

PUMP 3

PUMP 2

**NOT FOR PRODUCTION
RESEARCH & DESIGN PHASE**